

Fjärrstyrning av EI & Antennswitch

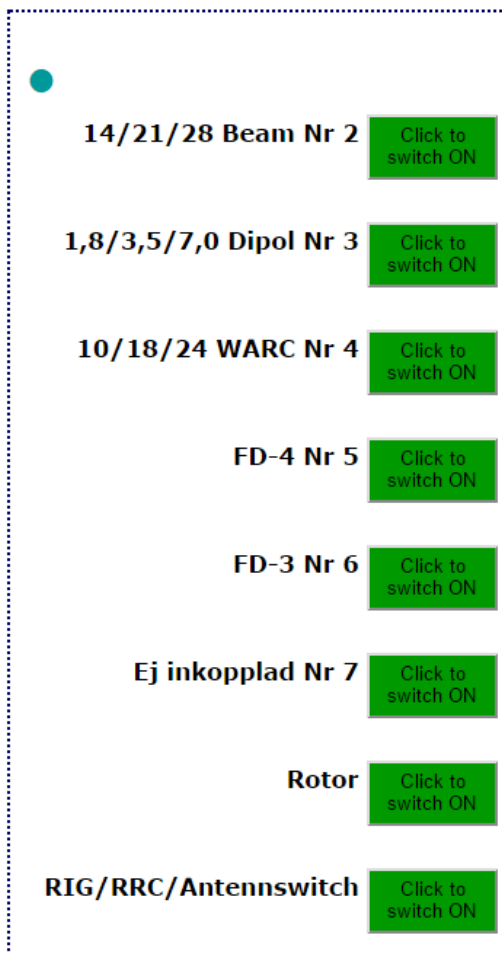
v.1.1

Relay Control

Configuration

**Authorization
Configuration**

Relay Control




A dashed-line box contains a list of components, each with a green button labeled "Click to switch ON". A small teal circle is positioned at the top left of the box.

- 14/21/28 Beam Nr 2
- 1,8/3,5/7,0 Dipol Nr 3
- 10/18/24 WARC Nr 4
- FD-4 Nr 5
- FD-3 Nr 6
- Ej inkopplad Nr 7
- Rotor
- RIG/RRC/Antennswitch


Fjärrstyrning av El & Antennswitch



Fjärrstyrning av EI & Antennswitch



Fjärrstyrning av EI & Antennswitch



Fjärrstyrning av EI & Antennswitch

Inköpslista

- KMTronic LAN Ethernet IP 8 channels WEB Relay board BOX 590:-
- 1 SSR-25DA Solid State Relay 25A Output 24V-380V for PID Temperature Controller 65:-
- Universal 12/24V 2/3/5/10/15/20/30A Switching Power Supply Driver for LED Strip 35:-
- Låda Biltema / JULA 150:-
- Uttag Biltema / JULA 100:-